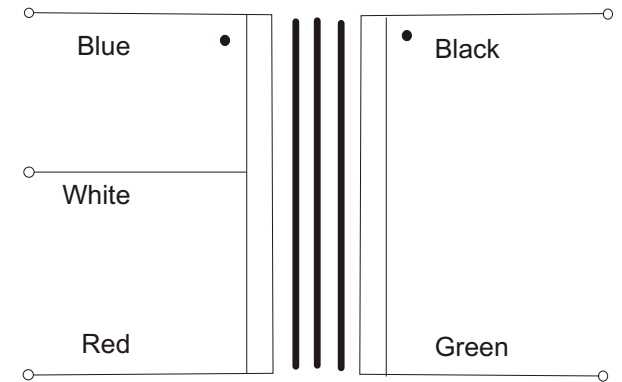
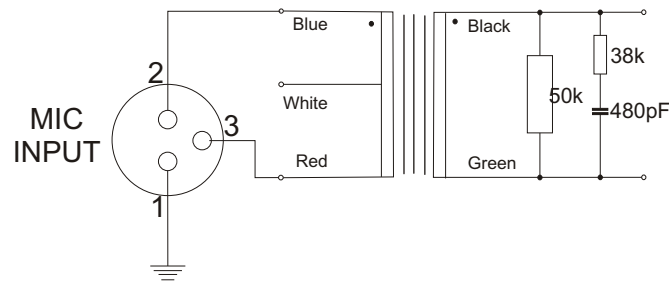


Mass: 0.1kg
 Threaded mounting bush: 3/8"
 Screening can: mu-metal
 Lead length: 185mm +/- 5mm
 Tolerance on dimensions: +/-0.5 unless stated otherwise



Electrical schematic

Specification:

Description: microphone matching transformer
 Turns ratio: 1 C.T. to 9.13
 Impedance ratio: 200 to 600 CT to 50k

DC resistance (+/-15%)
 Primary:30.9 (total)
 Secondary: 1520

Leakage inductance: 135mH (typ.) @ 1kHz, 0dBu, (red/white/blue S/C)


Interwinding capacitance @ 10kHz: 57pF (typ.)

Voltage gain @1kHz, 0dBu: 18.34dBu (typ.)
 Maximum input level for <1% THD: 0dBu

Suggested Zobel network: 38k with 480pF

Proof voltages
 Primary to secondary: 500VDC
 Windings to screening can: 500VDC

Operating temperature range: 0 to +70°C
 Storage temperature range: -25°C to +120°C



Unit 5, Oxonian Park, Langford Locks,
 Kidlington, Oxfordshire. OX5 1FP
 Tel: (01865) 855085 Fax: (01865) 855075
 Website: www.carnhill.co.uk



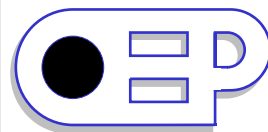
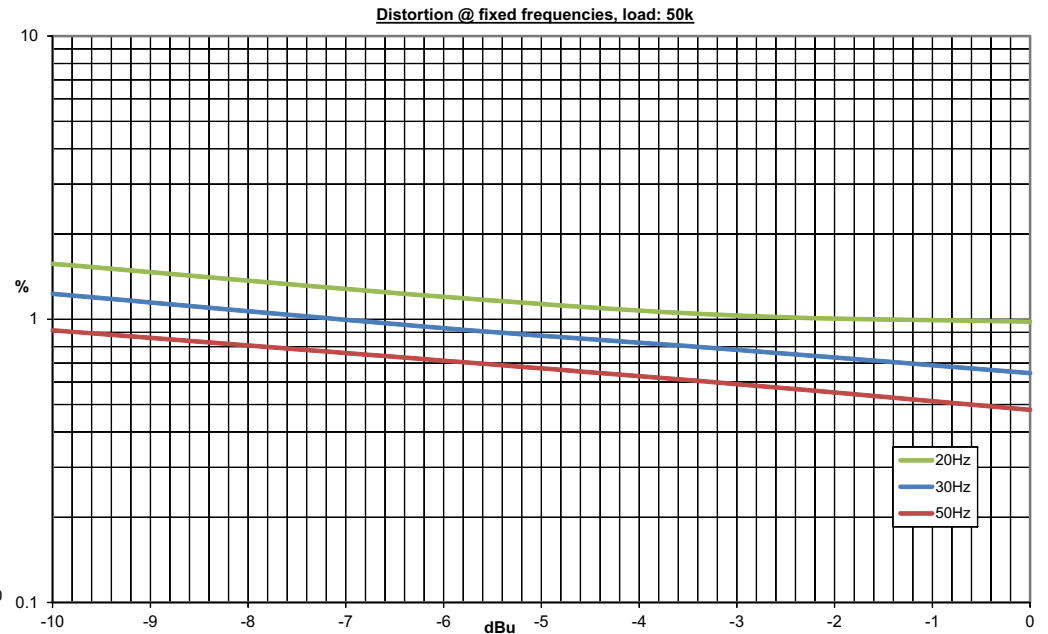
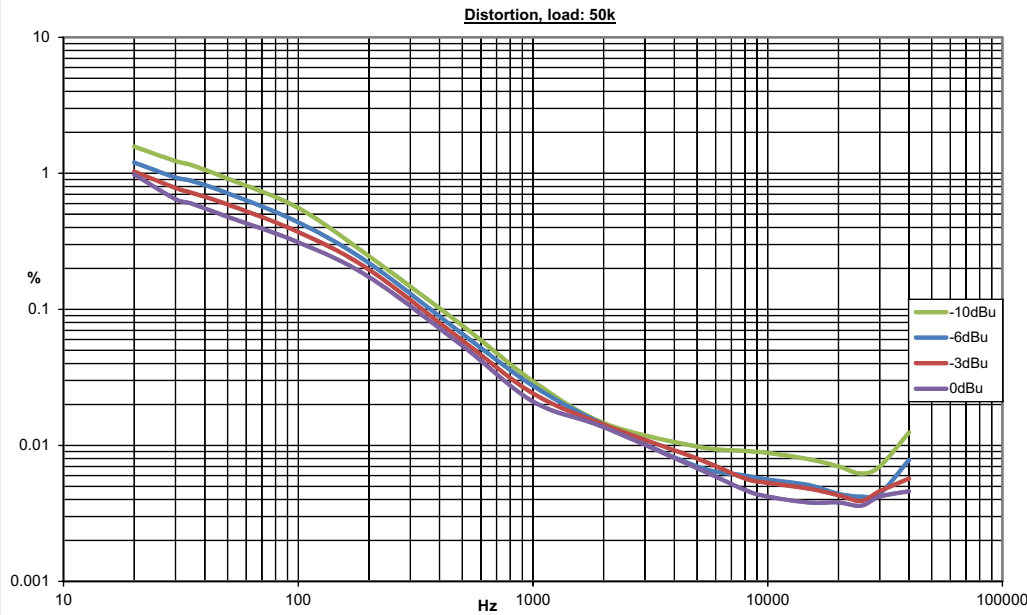
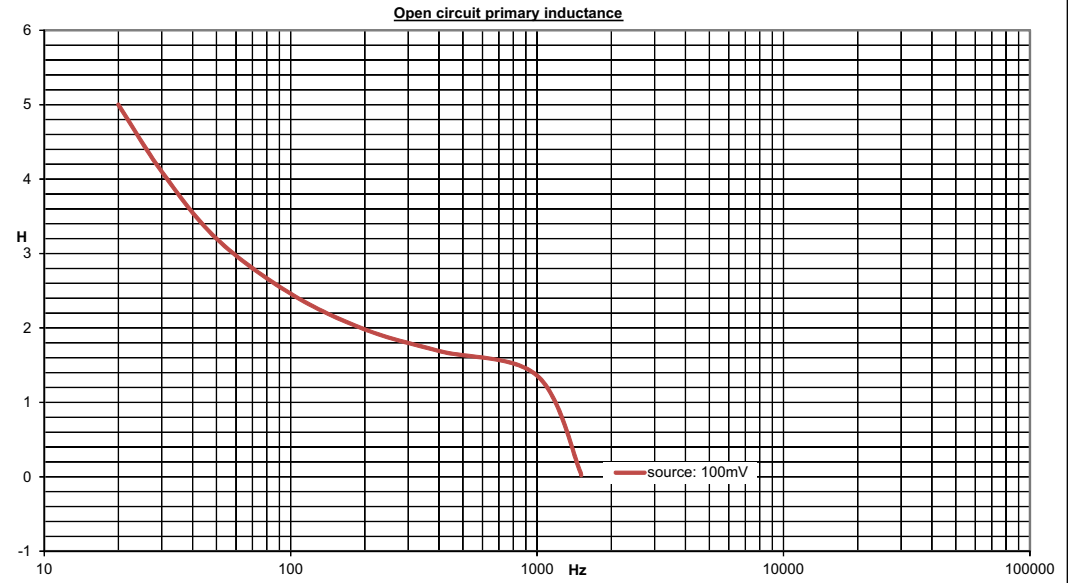
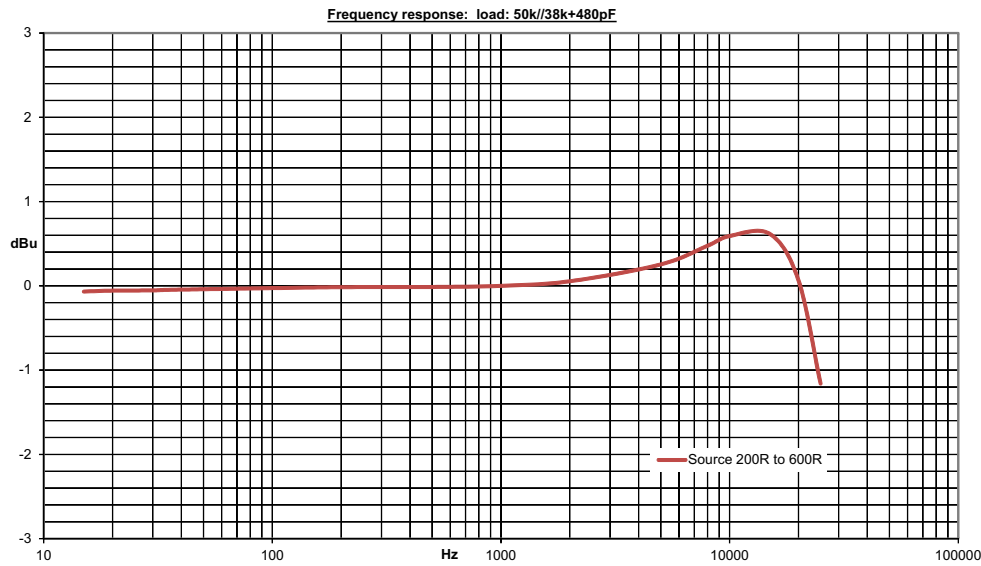
Scale: nts.

DESCRIPTION

Specification for X187B
 page 1 of 2

All dimensions in mm unless stated otherwise

ISSUE	DATE	DRAWN	CHECKED	DRAWING NUMBER
1	17/07/07	CS		X187B
3	23/01/15	CS		
4	14/07/16	CS		
5	15/01/24	CS		



Unit 5, Oxonian Park, Langford Locks,
Kidlington, Oxfordshire. OX5 1FP
Tel: (01865) 855085 Fax: (01865) 855075
Website: www.carnhill.co.uk

DESCRIPTION	ISSUE	DATE	DRAWN	CHECKED	DRAWING NUMBER
Specification for X187B page 2 of 2	1	17/07/07	CS		X187B
	3	23/01/15	CS		
	4	14/07/16	CS		
	5	15/01/24	CS		
	Scale: nts.	All dimensions in mm unless stated otherwise			